

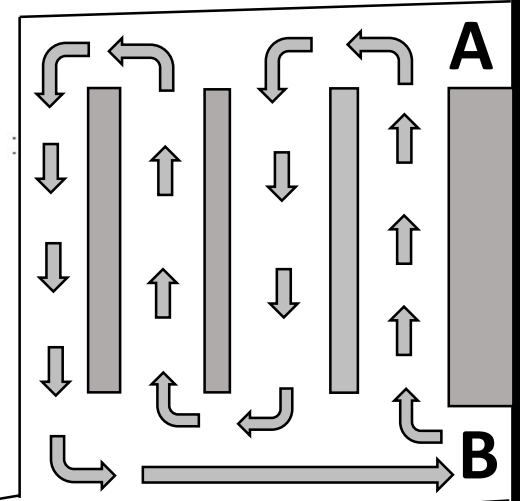
STUDENT PICK-UP

Attention:

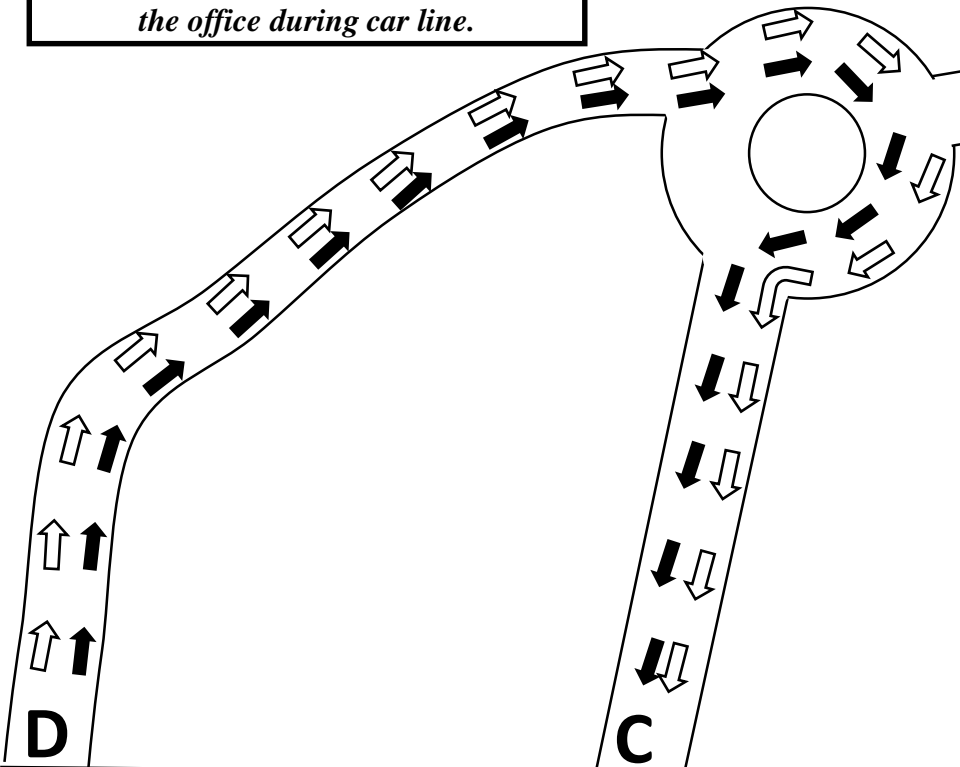
Please consult the new carline guidelines. There you will find a detailed description of new car line procedures.

The school office will be CLOSED at 3:00 PM for dismissal.

No students will be dismissed through the office during car line.



Storey Mill Rd



CAR LINE

#1

7th-11th Graders will use entrance "D". They will stage in the left and center lanes. Students will be dismissed at 3:15. Once students are picked up, exit through gate "C".

CAR LINE

#2

K-3rd Graders will use entrance "B". They will pick up at the front tower and exit through "B". Students will be dismissed at 3:30.

CAR LINE

#3

4th-6th Graders will use entrance "D". They will stage in the far right lane prior to 3:30. After 3:30, cars may stage in right and left lanes. Students will dismiss at 3:30. Once students are picked up, exit through gate "C".

Fulcher Rd

Student Pick-Up Procedures

Dismissal Times: 7th - 11th Grades will be released at 3:15.
All other grades will be released at 3:30.

Pick-up Lines: Grades 7 – 11 will pick-up in Line #1. (*Unless they have siblings in Grades 4 – 6.*)
Grades K – 3 will pick-up in Line #2
Grades 4 – 6 will pick-up in Line #3

If you have students in Grades 7 – 11 only:

Enter through Gate “D”. Stage in Pick-up Line #1 (*Left or center lane of rear drive*). Pick up student when dismissed and exit through Gate “C”.

If you have students in Grades 7 – 11 with siblings in Grades K – 3:

Enter through Gate “D”. Stage in Pick-up Line #1. Pick up student when dismissed and exit through Gate “C”. Drive around to Gate “B” and get in front carline. Pick up student at front of the school and exit back through Gate “B”.

If you have students in Grades 7 – 11 with siblings in Grades 4 – 6:

Enter through Gate “D”. Stage in Pick-up Line #3 (*Right hand lane of the rear drive*). When 7 – 11 grade student is dismissed, they will get in the car with you and wait for 4 – 6 grades to be dismissed. Pick up sibling when 4 – 6 grade student is dismissed, exit through Gate “C”.

If you have students in Grades 4 – 6 only:

Enter through Gate “D”. Stage in Pick-up Line #3 (*Right hand lane of the rear drive before 3:30; Both lanes after 3:30*). Pick up student when dismissed and exit through Gate “C”.

If you have students in Grades 4 – 6 with siblings in Grades K – 3:

Enter through Gate “D”. Stage in Pick-up Line #1. Pick up student when dismissed and exit through Gate “C”. Drive around to Gate “B” and get in front carline. Pick up student at front of the school and exit back through Gate “B”.

If you have students in Grades K - 3 only:

Enter through Gate “B”. Stage in front parking lot (*see diagram*). Pick up student when dismissed and exit through Gate “B”.

***In order to help carline run as smoothly and efficiently as possible,
please follow all carline protocols and staff instructions.***

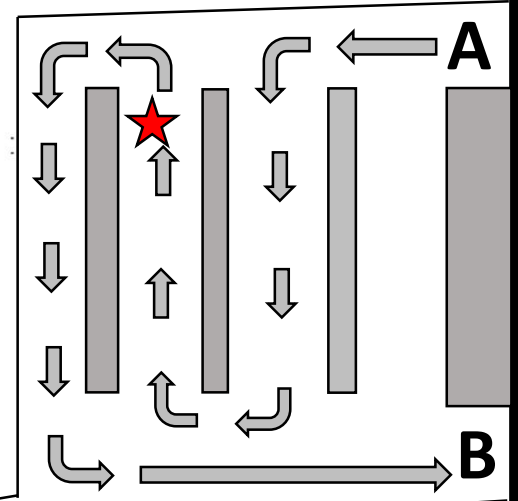
STUDENT DROP-OFF

Attention:

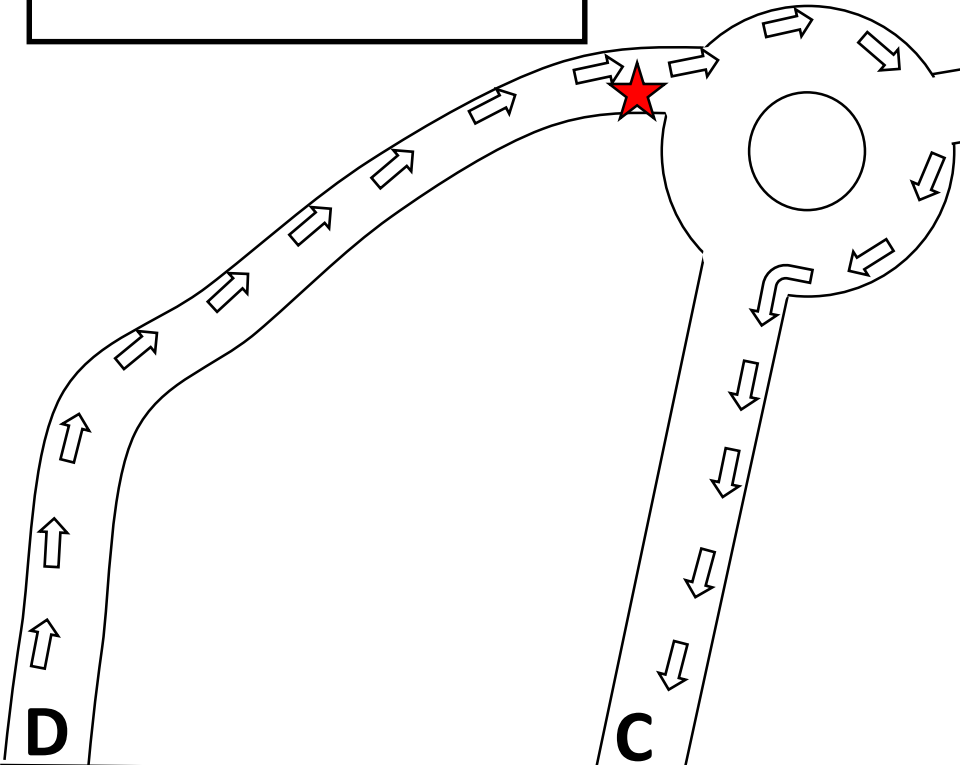
ALL students' temperatures will be taken BEFORE they get out of the car.

Although we do not expect significant delays, please allow extra time in the mornings for "temp check" protocols.

Any student with a fever will not be allowed to get out of the car.



Storey Mill Rd



 = Temperature Check Point

 = Confirmation Check Point

There will be multiple staff members taking student temperatures at each Temperature Check Point. As you pull up to the check point please have the student's car window down.

Fulcher Rd

Student Drop-Off Procedures

This year, due to Covid-19 recommendations, we will be taking every student's temperature **BEFORE** they exit the vehicle.

In each carline, there will be temperature check points manned by multiple staff members.

As you come onto campus, follow the carline route and stop at the temperature check point.

Please have the window(s) closest to the student(s) rolled down.

Each student's temperature will be taken by a touchless thermometer.

Once the temperatures have been taken and the student is deemed to be fever-free, proceed to the student drop-off points.

If a student shows an elevated temperature, you will be asked to around to the Confirmation Check Point where the student's temperature will be taken and verified by the school nurse.

If a student shows an elevated temperature in both instances, the student will not be allowed to exit the vehicle.

*In order to help carline run as smoothly and efficiently as possible,
please follow all carline protocols and staff instructions.*