

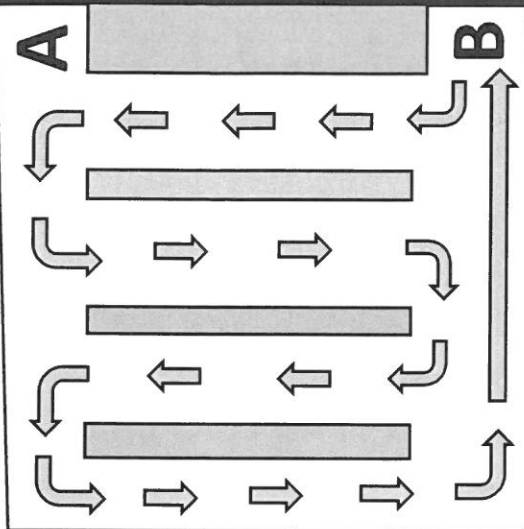
# STUDENT PICK-UP

## Attention:

Please consult the new carline guidelines. There you will find a detailed description of new car line procedures.

The school office will be **CLOSED** at 3:00 PM for dismissal.

No students will be dismissed through the office during car line.



7<sup>th</sup>-12<sup>th</sup> Graders will use entrance "D". They will stage in the left and center lanes. Students will be dismissed at 3:15. Once students are picked up, exit through gate "C".

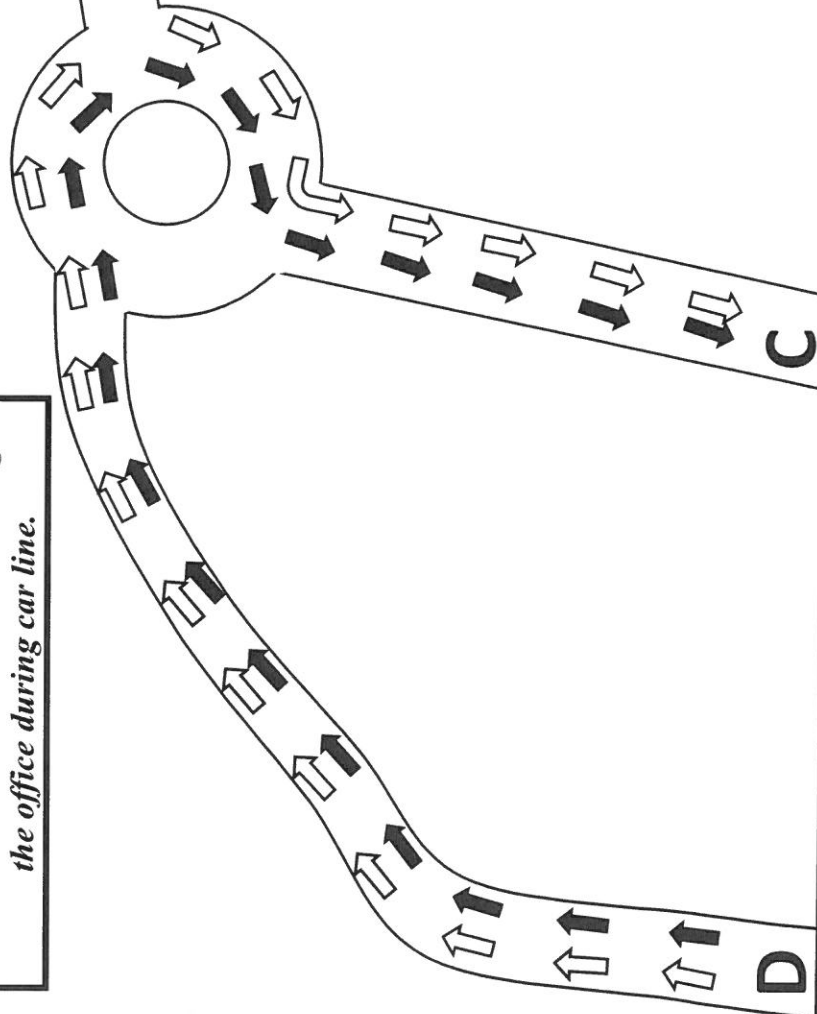
CAR LINE #1

K-3<sup>rd</sup> Graders will use entrance "B". They will pick up at the front tower and exit through "B". Students will be dismissed at 3:30.

CAR LINE #2

4<sup>th</sup>-6<sup>th</sup> Graders will use entrance "D". They will stage in the far right lane prior to 3:30. After 3:30, cars may stage in right and left lanes. Students will dismiss at 3:30. Once students are picked up, exit through gate "C".

CAR LINE #3



# Student Pick-Up Procedures

7<sup>th</sup> - 12<sup>th</sup> Grades will be released at 3:15.  
All other grades will be released at 3:30.

Grades 7 – 12 will pick-up in Line #1. *(Unless they have siblings in Grades 4 – 6.)*  
Grades K – 3 will pick-up in Line #2  
Grades 4 – 6 will pick-up in Line #3 *(Unless they have siblings in Grades K – 3.)*

**If you have students in Grades 7 – 12 only:**  
Enter through Gate “D”. Stage in Pick-up Line #1 *(Left or center lane of rear drive)*. Pick up student when dismissed and exit through Gate “C”.

**If you have students in Grades 7 – 12 with siblings in Grades K – 3:**  
Enter through Gate “D”. Pick up your 7 – 12 Grade student. Then exit through Gate “C”. Drive around to Gate “B” and get in the back of Line #2.. Pick up student at front of the school and exit back through Gate “B”.

**If you have students in Grades 7 – 12 with siblings in Grades 4 – 6:**  
Enter through Gate “D”. Stage in Pick-up Line #3 *(Right hand lane of the rear drive)*. When 7 – 12 grade students are dismissed, they will get in the car with you and wait for 4 – 6 grades to be dismissed. Pick up sibling when 4 – 6 grade student is dismissed, exit through Gate “C”.

**If you have students in Grades 4 – 6 only:**  
Enter through Gate “D”. Stage in Pick-up Line #3 *(Right hand lane of the rear drive before 3:30; Both lanes after 3:30)*. Pick up student when dismissed and exit through Gate “C”.

**If you have students in Grades 4 – 6 with siblings in Grades K – 3:**  
Enter through Gate “B”. Stage in front parking lot *(see diagram)*. 4 – 6 Grade siblings of K – 3 students will be dismissed through Pick-up Line #2. Pick up students when dismissed and exit through Gate “B”.

**If you have students in Grades K - 3 only:**  
Enter through Gate “B”. Stage in front parking lot *(see diagram)*. Pick up student when dismissed and exit through Gate “B”.

# FRONT DROP-OFF

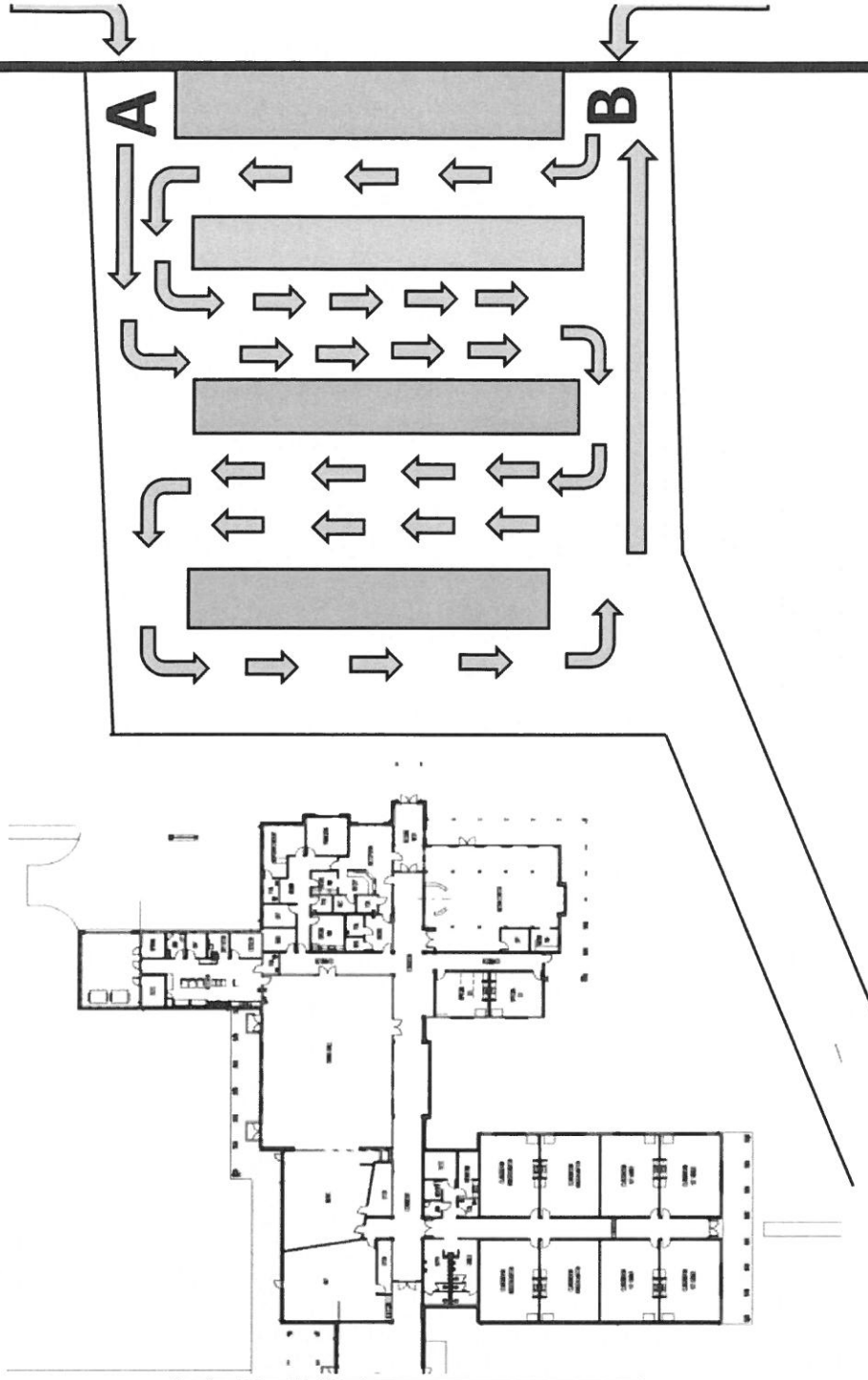
## Attention:

*Please refer to the updated drop-off chart.*

*We will be using Gates A and B for entrance during drop off.*

*Please follow any additional instructions given by police officers or staff.*

*Please be patient as we work to make carline as efficient as possible.*



- If you are coming from Hephzibah on Storey Mill, use Gate A to enter.
- If you are coming from the Roundabout, use Gate B to enter.
- Cars will need to "double stack" in the parking bays to keep from blocking Storey Mill Rd.
- Cars will assume a single file line in front of the school for drop off.
- Once you drop off your student, you will exit through Gate B.
- Please be courteous and take turns allowing other drivers to enter the line.

**FRONT  
CARLINE**

## NO CHANGE!

4<sup>th</sup>-12<sup>th</sup> Graders will use entrance "D". They will drop there student off at the circle at the end of the 6<sup>th</sup> grade hall. Once students are dropped off, exit through gate "C".

*(If you have sibling students that are in both 4-12 and K-3, you can drop them both in line #2)*

**BACK  
CARLINE**

Storey Mill Rd

Fulcher Rd