

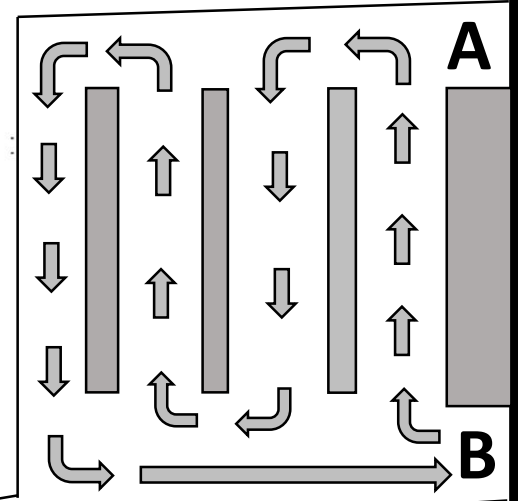
STUDENT PICK-UP

Attention:

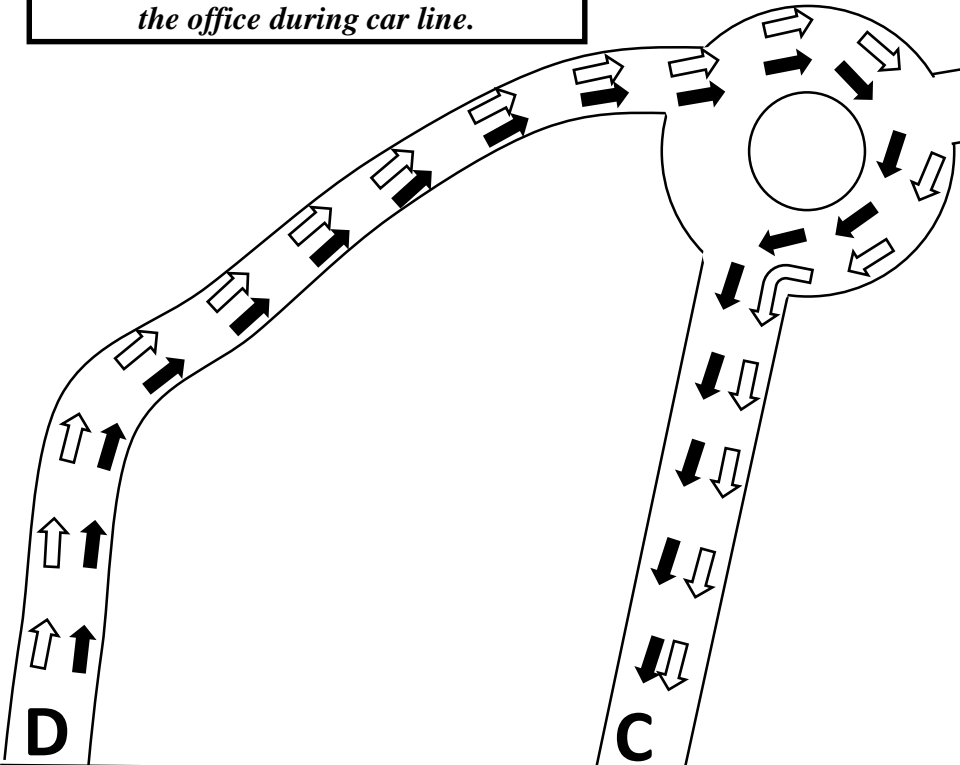
Please consult the new carline guidelines. There you will find a detailed description of new car line procedures.

The school office will be CLOSED at 3:00 PM for dismissal.

No students will be dismissed through the office during car line.



Storey Mill Rd



CAR LINE

#1

7th-12th Graders will use entrance “D”. They will stage in the left and center lanes. Students will be dismissed at 3:15. Once students are picked up, exit through gate “C”.

CAR LINE

#2

K-3rd Graders will use entrance “B”. They will pick up at the front tower and exit through “B”. Students will be dismissed at 3:30.

CAR LINE

#3

4th-6th Graders will use entrance “D”. They will stage in the far right lane prior to 3:30. After 3:30, cars may stage in right and left lanes. Students will dismiss at 3:30. Once students are picked up, exit through gate “C”.

Fulcher Rd

Student Pick-Up Procedures

7th - 12th Grades will be released at 3:15.

All other grades will be released at 3:30.

Grades 7 – 12 will pick-up in Line #1. *(Unless they have siblings in Grades 4 – 6.)*

Grades K – 3 will pick-up in Line #2

Grades 4 – 6 will pick-up in Line #3 *(Unless they have siblings in Grades K – 3.)*

If you have students in Grades 7 – 12 only:

Enter through Gate “D”. Stage in Pick-up Line #1 *(Left or center lane of rear drive)*. Pick up student when dismissed and exit through Gate “C”.

If you have students in Grades 7 – 12 with siblings in Grades K – 3:

Enter through Gate “D”. Pick up your 7 – 12 Grade student. Then exit through Gate “C”. Drive around to Gate “B” and get in the back of Line #2.. Pick up student at front of the school and exit back through Gate “B”.

If you have students in Grades 7 – 12 with siblings in Grades 4 – 6:

Enter through Gate “D”. Stage in Pick-up Line #3 *(Right hand lane of the rear drive)*. When 7 – 12 grade students are dismissed, they will get in the car with you and wait for 4 – 6 grades to be dismissed. Pick up sibling when 4 – 6 grade student is dismissed, exit through Gate “C”.

If you have students in Grades 4 – 6 only:

Enter through Gate “D”. Stage in Pick-up Line #3 *(Right hand lane of the rear drive before 3:30; Both lanes after 3:30)*. Pick up student when dismissed and exit through Gate “C”.

If you have students in Grades 4 – 6 with siblings in Grades K – 3:

Enter through Gate “B”. Stage in front parking lot *(see diagram)*. 4 – 6 Grade siblings of K – 3 students will be dismissed through Pick-up Line #2. Pick up students when dismissed and exit through Gate “B”.

If you have students in Grades K - 3 only:

Enter through Gate “B”. Stage in front parking lot *(see diagram)*. Pick up student when dismissed and exit through Gate “B”.

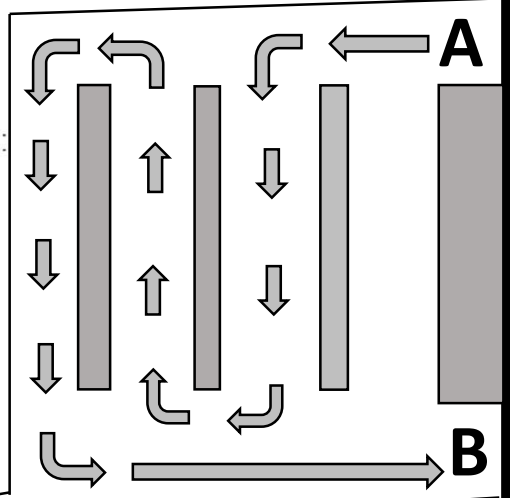
STUDENT DROP-OFF

Attention:

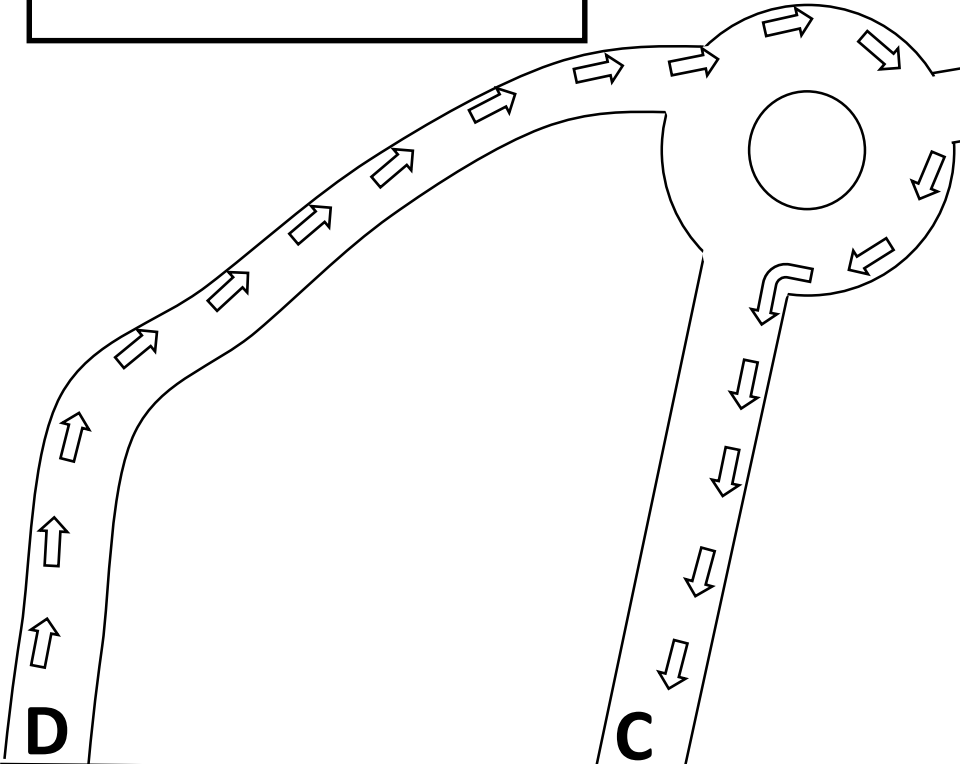
We ask that parents do not get out of their cars while in the carline. If you need to come in. Please park in a designated spot.

Please do not park on the grass or block the flow of carline in any way.

Please put book bags at your child's feet. Having to get items out of the trunk during drop-off slows the line down greatly.



Storey Mill Rd



CAR LINE
#1

4th-12th Graders will use entrance "D". They will drop there student off at the circle at the end of the 6th grade hall. Once students are dropped off, exit through gate "C".
(If you have sibling students that are in both 4-12 and K-3, you can drop them both in line #2)

CAR LINE
#2

K-3rd Graders will use entrance "A". They will drop off at the front tower and exit through "B". Students will be dismissed at 3:30.
(If you have sibling students that are in both 4-12 and K-3, you can drop them both in line #2)

Fulcher Rd